



DIVISION 1 - Slalom

Position	Skier	Best Score			2nd Score		
		BOUYS	LENGTH	SPEED	BOUYS	LENGTH	SPEED
1	Emma Sheers	2.5	10.75	55	6	11.25	55
2	Peter Cornale	1	10.75	55	0.5	11.25	55
3	Craig Jeude	5.5	12	58	4.5	12	58
4	Sam Weeks	4	12	58	2.25	12	58
5	Brad Williams	3	12	55	3	13	55
6	Jason Miller	2	12	58	0	0	58
7	Tyce Zandler	4.5	13	58	3.5	13	58
8	Harrison Harber	3	13	58	2	13	58
9	Adam Potts	0	0	58	0	0	58
9	Cameron Potts	0	0	58	0	0	58

DIVISION 2 - Slalom

Position	Skier	Best Score			2nd Score		
		BOUYS	LENGTH	SPEED	BOUYS	LENGTH	SPEED
1	Paul Ryan	4	13	55	2.5	13	55
2	Craig Aitken	4	13	55	0	0	55
3	Mark Demartini	3	13	55	3	13	55
4	Les Walters	2	13	55	1	13	55
5	Casey Wooderson	1.5	13	55	2.5	14.25	55
6	Jayden McGrady	5	14.25	58	2.5	14.25	58
7	Dean Schache	5	14.25	58	1.5	14.25	58
8	Siani Oliver	5	14.25	55	0	0	55
9	Macleay Campbell	4	14.25	58	0	0	58
10	Andrzej Zyms	2.5	14.25	55	1.5	14.25	55
11	Cameron Hargrave	2	14.25	58	0.5	18.25	58
12	Ruby Di Salvo	2	14.25	55	0	0	52
13	Briana McGrady	5	16	52	0	0	52
14	Sade Ferguson	4.5	16	52	2.25	16	52
15	Jake McDonald	3.5	16	58	0	0	55
16	Maggie Di Salvo	3	16	55	2	16	55
17	Maxine Weeks	5	18.25	55	3	18.25	55
18	Nick Potts	4.5	18.25	58	0	0	58
19	Lou Ferguson	4	18.25	55	3	18.25	55
20	Jed Eglington	4	18.25	55	1	18.25	55
21	Dan Joyce	0	0	55	0	0	55



DIVISION 3 - Slalom

Position	Skier	Best Score			2nd Score		
		BOUYS	LENGTH	SPEED	BOUYS	LENGTH	SPEED
1	Owen Staines	3	14.25	55	4	16	55
2	Nicola Land	2	16	52	2	16	52
3	Jackson Ferguson	4	18.25	58	4	18.25	58
4	Mick Campbell	4	18.25	55			
5	Jaye Pickler	3.5	18.25	58	1	18.25	55
6	Grace Griffiths	3.5	18.25	52	0	0	49
7	Steve Alcorn	3	18.25	55			
8	Molly Ferguson	2.5	18.25	52	0.5	18.25	52
9	Imogen Campbell	2	18.25	55	0	0	55
10	Brendan Griffiths	4	18.25	52	4	18.25	52
11	Madison Harber	3	18.25	52	2.5	18.25	52
12	Maddi Campbell	0.5	18.25	52	0	0	55
13	Ross Angel	0	0	55	0	0	55

DIVISION 4 - Slalom

Position	Skier	Best Score			2nd Score		
		BOUYS	LENGTH	SPEED	BOUYS	LENGTH	SPEED
1	Neville Colville	3.5	18.25	55	5.5	18.25	52
2	Mark Jordan	5	18.25	52	4	18.25	52
3	Loretta Morgan	4	18.25	52	4	18.25	52
4	John Weeks	4	18.25	52	2	18.25	52
5	Troy Sobczak	3	18.25	52	4.5	18.25	49
6	Kelly Hill	2	18.25	52	2	18.25	49
7	Ben Griffiths	5	18.25	49	0	0	43
8	Lachlan Hunt	2.25	18.25	49	6	18.25	43
9	Matthew Sobczak	1.5	18.25	49	6	18.25	40
10	Felicity Land	1	18.25	49	3.5	18.25	46
11	Brett Harber	0	0	49	0	0	49



DIVISION 5 - Slalom






Position	Skier	Best Score			2nd Score			
		BOUYS	LENGTH	SPEED	BOUYS	LENGTH	SPEED	
1	Fletcher Ferguson	2	16	49	4	18.25	46	
2	Will McLean	1	18.25	52	2	18.25	46	
3	Bemjamin McGrady	5	18.25	49	3	18.25	49	
4	Kim Campbell	2.5	18.25	49	3.5	18.25	46	
5	Reagan McGrady	2	18.25	46	2	18.25	43	
6	Lucas Cornale	2	18.25	46	1.5	18.25	40	
7	Bobbi Joyce	1.5	18.25	46	1.5	18.25	46	
8	Karmen Cornale	5	18.25	40	3	18.25	40	
9	Zoe Sobczak	2	18.25	40	3	18.25	37	
10	Cooper Hill	2	18.25	34	0	0	28	
11	Will Alcorn	1	18.25	34	0	0	37	
12	Nicola Sobczak	0	0	37				

DIVISION 6 - Slalom







Position	Skier	Best score	2nd Score
1	Abbey Teague	27.5	25.1
2	Michelle Alcorn	26.4	18.7
3	Aimee Sullivan	26.2	20
4	Laura Hunt	25.7	21.1
5	Trent Mendham	25.2	23.9
6	Riley Teague	24.8	22.6
7	Robyn Eglington	24.6	21.9
8	Kate Sobczak	24.6	24.5
9	Mick Schache	24.3	23.8
10	Tom Sullivan	21.6	20.1
11	Wayne Jones	19.1	
12	Marley Habberman	15.3	14.5
13	Zoe Sullivan	14.6	13.2















All skiers D1 Tricks Results

Name	Country	Categ.	Round 1	Round 2	Overall
1 Zendler Tyce	AUS 	U21 M	5320	5160	5320
2 Miller Jason	AUS 	U21 M	4640		4640
3 Potts Cameron	AUS 	U17 M	3620	2310	3620
4 Mcgrady Jayden	AUS 	U17 M	3460	2760	3460
5 Wooderson Casey	AUS 	U17 F	3330	3010	3330

All skiers D2 Tricks Results

Name	Country	Categ.	Round 1	Round 2	Overall
1 Mcgrady Briana	AUS 	U17 F	3090	2890	3090
2 Ferguson Sade	AUS 	U14 F	2840	2580	2840
3 Di Salvo Maggie	AUS 	U21 F	2580	2590	2590
4 Potts Nicholas	AUS 	U21 M	2420	1020	2420
5 Jeude Craig	AUS 	U21 M	2330	2110	2330
6 Harber Harrison	AUS 	U17 M	1400	1610	1610

All skiers D3 Tricks Results

Name	Country	Categ.	Round 1	Round 2	Overall
1 Walters Les	AUS 	O45 M	1890	1910	1910
2 Disalvo Ruby	AUS 	U21 F	1820	1760	1820
3 Mcgrady Benjamin	AUS 	U10 M	1620	1770	1770
4 Staines Owen	AUS 	O55 M	1680	1260	1680
5 Mcdonald Jake	AUS 	U21 M	1210	1650	1650
6 Ferguson Jackson	AUS 	U17 M	1160	1580	1580
7 Weeks Maxine	AUS 	U17 F	1090	1520	1520
8 Ferguson Molly	AUS 	U14 F	930	1390	1390
9 Griffiths Grace	AUS 	U14 F	1360	1140	1360
10 Cornale Peter	AUS 	O35 M	1040	1040	1040
11 Mcgrady Regan	AUS 	U10 M	1040	960	1040
12 Griffiths Ben	AUS 	U10 M	700	980	980



All skiers D4 Tricks Results

Name	Country	Categ.	Round 1	Round 2	Overall
1 Ferguson Fletcher	AUS	U14 M	690	1210	1210
2 Harber Madison	AUS	U21 F	660		660
3 Griffiths Brendan	AUS	O35 M	430	620	620
4 Demartini Mark	AUS	O45 M	620		620
5 Eglington Jed	AUS	U17 M	480		480
6 Land Nicola	AUS	U14 F	400		400

All skiers D5 Tricks Results

Name	Country	Categ.	Round 1	Round 2	Overall
1 Cornale Lucas	AUS	U10 M	200	320	320
2 Cornale Karmen	AUS	U14 F	200	260	260
3 Sullivan Tom	AUS	U14 M	80	160	160
4 Sobczak Matthew	AUS	U14 M	160		160
5 Hill Cooper	AUS	U10 M	80	40	80
6 Morgan Loretta	AUS	O35 F	80		80

All skiers D1 Jump Results

Name	Country	Categ.	Round 1	Round 2	Overall
1 Jeude Craig	AUS	U21 M	47.2m	47.4m	22.4
2 Mcgrady Jayden	AUS	U17 M	40.7m	46.0m	26
3 Miller Jason	AUS	U21 M	45.4m	0.0m	20.4
4 Potts Cameron	AUS	U17 M	39.4m	41.4m	21.4
5 Carmichael Ryan	AUS	U21 M		30.0m	5

All skiers D3 Jump Results

Name	Country	Categ.	Round 1	Round 2	Overall
1 Mcgrady Briana	AUS	U17 F	28.4m	29.9m	16.9
2 Wooderson Casey	AUS	U17 F	29.0m	29.3m	16.3
3 Weeks Sam	AUS	U21 M	27.1m	28.8m	3.8
4 Weeks Maxine	AUS	U17 F	22.8m	27.8m	14.8
5 Harber Harrison	AUS	U17 M	24.2m	24.8m	4.8



6 Miller Katelyn	AUS	U17 F	24.6m	24.2m	11.6
7 Mcdonald Jake	AUS	U21 M	22.1m	22.7m	

All skiers D4 Jump Results

Name	Country	Categ.	Round 1	Round 2	Overall
1 Staines Owen	AUS	055 M	23.9m	26.4m	6.4
2 Walters Les	AUS	045 M	17.2m	18.1m	
3 Griffiths Grace	AUS	U14 F	17.8m	17.9m	4.9

All skiers D5 Jump Results

Name	Country	Categ.	Round 1	Round 2	Overall
1 Eglington Jed	AUS	U17 M	13.0m	12.2m	
2 Ferguson Sade	AUS	U14 F	12.5m	11.9m	
3 Ferguson Molly	AUS	U14 F	11.4m	12.3m	
4 Angel Ross	AUS	055 M	8.5m	10.0m	
5 Land Nicola	AUS	U14 F	8.1m	7.8m	
6 Ferguson Fletcher	AUS	U14 M	0.0m	0.0m	

GONE - moves to the next division at the next tournament (includes state titles results)

Slalom - Div 5 to div 4
Fletcher Ferguson

Slalom - Div 6 to div 5
Riley Teague

Jump - Div 4 to div 3
Owen Staines

Jump - Div 5 to div 4
Jed Eglington
Sade Ferguson
Molly Ferguson
Ross Angel



CURRENTLY ON NOTICE - have skied above their division level in one round

Slalom - Div 6 to Div 5

Robyn McDonald (1 full pass)
Haydan Goff (2 full passes)
Amie Sullivan (1 full pass)
Abbey Teague (2 full passes)

Slalom - Div 5 to div 4

Caity Williams
Will McLean
Kim Campbell

Slalom - Div 4 to div 3

Ben Griffiths
Ricky Ferguson
Lucy Christie
Neville Colville

Slalom - Div 3 to div 2

Nicola Land
Mick Campbell
Molly Ferguson
Jackson Ferguson
Owen Staines

Slalom - Div 2 to div 1

Mark Demartini
Scott Newman

Trick

Div 5 to div 4 - Robbie Porrit
Div 4 to div 3 - Fletcher Ferguson
Div 2 to div 1 - Craig Jeude