



DIVISION 1 - Slalom

Position	Skier	FINALS			Best Round Score			2nd Round Score			3rd Round Score		
		BOUYS	LENGTH	SPEED	BOUYS	LENGTH	SPEED	BOUYS	LENGTH	SPEED	BOUYS	LENGTH	SPEED
1	Peter Cornale				4	11.25	55	3	11.25	55	2	11.25	55
2	Nick Purcell				2.5	11.25	58	1.5	11.25	58	2.5	12	58
3	Paul Ryan				2.5	13	55	1	13	55	1	14.25	55

DIVISION 2 - Slalom

Position	Skier	FINALS			Best Score			2nd Score			3rd Score		
		BOUYS	LENGTH	SPEED	BOUYS	LENGTH	SPEED	BOUYS	LENGTH	SPEED	BOUYS	LENGTH	SPEED
1	Chris Jones				4.25	14.25	55	2	14.25	55	0.5	18.25	55
2	Denni Purcell				2	14.25	55	1.5	14.25	55	1	14.25	55
3	Lucas Cornale				3.5	16	49	1.25	16	49	0.5	16	49
4	Nicola Land				4	18.25	55	5	18.25	52	4.5	18.25	52
5	Lexie Purcell				3	18.25	55	0	0	52	0	0	52

DIVISION 3 - Slalom

Position	Skier	FINALS			Best Score			2nd Score			3rd Score		
		BOUYS	LENGTH	SPEED	BOUYS	LENGTH	SPEED	BOUYS	LENGTH	SPEED	BOUYS	LENGTH	SPEED
1	Matt Sobczak				6	18.25	55	2	18.25	55	1	18.25	55
2	Ross Angel				4.25	18.25	55	1	18.25	55	0	0	52
3	Dean Hill				4	18.25	55	3	18.25	55	3	18.25	55
4	John Land				4	18.25	55	3	18.25	55	0	0	52
5	Mark Jordan				3	18.25	55	0	0	52	0	0	52
5	Steve Alcorn				3	18.25	55	0	0	52	0	0	52
7	Andrew Everding				4	18.25	52	0	0	52	0	0	52
8	John Weeks				0	0	55	0	0	55	0	0	55



DIVISION 4 - Slalom

Position	Skier	FINALS			Best Score			2nd Score			3rd Score		
		BOUYS	LENGTH	SPEED	BOUYS	LENGTH	SPEED	BOUYS	LENGTH	SPEED	BOUYS	LENGTH	SPEED
1	Riley Teague				4	18.25	55	2.5	18.25	52	6	18.25	49
2	Troy Sobczak				2	18.25	55	1	18.25	55	0	0	49
3	Mitchell Di Salvo				2	18.25	55	5.5	18.25	52	5	18.25	49
4	Mark Di Salvo				5	18.25	52	6	18.25	49	0	0	49
5	Kelly Hill				3	18.25	52	2	18.25	52	2.5	18.25	49
6	Kim Campbell				2	18.25	52	2.5	18.25	46	0	0	43
7	Felicity Land				4	18.25	49	2.5	18.25	49	2	18.25	49
8	Marty Purcell				3.5	18.25	49	2.5	18.25	49	0	0	46

DIVISION 5 - Slalom

Position	Skier	FINALS			Best Score			2nd Score			3rd Score		
		BOUYS	LENGTH	SPEED	BOUYS	LENGTH	SPEED	BOUYS	LENGTH	SPEED	BOUYS	LENGTH	SPEED
1	Bayley Teague				2	18.25	52	4	18.25	49	0	0	46
2	Zoe Sobczak				2.5	18.25	49	0.5	18.25	46	0	0	43
3	Abbey Teague				1.5	18.25	49	0.5	18.25	49	4	18.25	43
4	Karmen Cornale				2	18.25	43	1	18.25	43	0	0	37
5	Cooper Hill				4.5	18.25	37	2.5	18.25	37	2.5	18.25	37
6	Nicola Sobczak				0	0	55	0	0	55	0	0	55
6	Will Alcorn				0	0	34	0	0	34	0	0	34




DIVISION 6 - Slalom				
Position	Skier	Best score	2nd Score	3rd Score
1	Zac Pain	25.2	24.7	13.5
2	John Pain	23.9	23.6	22.1
3	Leigh Purcell	23.9	22.7	21.5
4	Josh Nyberg	23.9	20.2	17.9
5	Jayden Di Salvo	23.3	19.6	19.5
6	Ryan Di Salvo	22.4	20.3	18.8
7	Michelle Alcorn	21.9	21	18
8	Kelly Di Salvo	20.7	18.9	14.7
9	Dylan Smith	18.4	14.7	14
10	Evette Land	17.3	15.1	9.9
11	Shannon Nyberg	9	0	0




Southern Series Round 2






All skiers D3 Tricks Results

	Name	Country	Categ.	Round 1	Round 2	Overall
1	Cornale Peter	AUS 	O35 M	1040	1040	1040

All skiers D4 Tricks Results

	Name	Country	Categ.	Round 1	Round 2	Overall
1	Cornale Lucas	AUS 	U14 M	890	890	890

All skiers D5 Tricks Results

	Name	Country	Categ.	Round 1	Round 2	Overall
1	Cornale Karmen	AUS 	U12 F	500	200	500
2	Sobczak Matthew	AUS 	U14 M	490	490	490
3	Teague Abbey	AUS 	U10 F	320	200	320
4	Angel Ross	AUS 	O55 M	240	240	240
5	Hill Cooper	AUS 	U 8 M	80	0	80



