



Under 10 Girls Slalom Results

Homologation: Ranking List

	Name	Country	Categ.	Round 1	Round 2	Round 3	Overall
1	Ferguson Sade	AUS 	U10 F	6.00/46	5.00/49/16.00	4.00/28	53.00



Under 10 Boys Slalom Results

Homologation: Ranking List

	Name	Country	Categ.	Round 1	Round 2	Round 3	Overall
1	Griffiths Ben	AUS 	U10 M	3.00/40	1.00/46	4.00/43	37.00


Under 14 Girls Slalom Results

Homologation: Ranking List

	Name	Country	Categ.	Round 1	Round 2	Round 3	Overall
1	Ferguson Molly	AUS 	U14 F	5.00/52	0.00/52/16.00	4.50/52	42.00
2	Griffiths Grace	AUS 	U14 F	2.50/49	4.00/52	2.50/49	40.00





Under 14 Boys Slalom Results

Homologation: Ranking List

	Name	Country	Categ.	Round 1	Round 2	Round 3	Overall
1	Ferguson Jackson	AUS 	U14 M	0.00/55/16.00	2.00/55/16.00	0.50/52	32.00








Under 17 Girls Slalom Results

Homologation: Ranking List

	Name	Country	Categ.	Round 1	Round 2	Round 3	Overall
1	Zendler Brittany	AUS 	U17 F	0.00/55/18.25	2.25/55/16.00	1.00/55/14.25	25.00
2	Weeks Maxine	AUS 	U17 F	2.00/55/18.25	4.00/55/16.00	4.00/55/18.25	22.00
3	Purcell Lexie	AUS 	U17 F	4.50/55/18.25	2.00/55/18.25	5.00/49	16.50
4	Schache Reanna	AUS 	U17 F	4.00/49	2.00/52	5.50/49	8.00




Under 17 Boys Slalom Results

Homologation: Ranking List

	Name	Country	Categ.	Round 1	Round 2	Round 3	Overall
1	Jeude Craig	AUS 	U17 M	5.00/58/12.00	2.00/58/11.25	3.00/58/11.25	45.00
2	Potts Adam	AUS 	U17 M	4.00/58/14.25	3.00/58/12.00	5.00/58/13.00	39.00
3	Potts Cameron	AUS 	U17 M	1.50/58/13.00	5.00/58/14.25	4.50/52	31.50
4	Harber Harrison	AUS 	U17 M	4.00/58/14.25	0.50/58/13.00	4.00/58/14.25	30.50
5	Schache Dean	AUS 	U17 M	2.00/58/16.00	5.00/58/16.00	4.00/58/18.25	23.00
6	Porritt Robby	AUS 	U17 M	0.00/55/18.25	4.50/58/18.25	0.00/55/18.25	16.50
7	Quinn Lachlan	AUS 	U17 M	4.00/52	1.50/52	5.00/52	5.00







Under 21 Women Slalom Results

Homologation: Ranking List

	Name	Country	Categ.	Round 1	Round 2	Round 3	Overall
1	Zendler Madeleine	AUS 	U21 F	1.50/55/16.00	2.50/55/18.25	2.00/55/14.25	26.00
2	Kingdom Emma	AUS 	U21 F	0.00/55/16.00	4.50/55/18.25	2.00/55/16.00	20.00
3	Campbell Maddison	AUS 	U21 F	1.00/49		1.50/49	1.50


Under 21 Men Slalom Results

Homologation: Ranking List

	Name	Country	Categ.	Round 1	Round 2	Round 3	Overall
1	Weeks Sam	AUS 	U21 M	5.00/58/12.00	4.00/58/12.00	2.00/58/12.00	29.00
2	Howley Joel	AUS 	U21 M	6.00/58/18.25	4.50/58/12.00	4.50/58/12.00	28.50
3	Kerslake Daniel	AUS 	U21 M	3.50/58/14.25	4.00/58/18.25	5.00/58/14.25	17.00
4	Potts Nicholas	AUS 	U21 M	0.00/58/14.25	3.50/58/14.25	4.50/58/14.25	16.50
5	Campbell Macleay	AUS 	U21 M	2.50/58/14.25	3.50/58/16.00	5.50/58/18.25	14.50
6	Mcdonald Jake	AUS 	U21 M	0.50/52	1.00/52	3.50/55/18.25	


Open Women Slalom Results

Homologation: Ranking List

	Name	Country	Categ.	Round 1	Round 2	Round 3	Overall
1	Sheers Emma	AUS 	Ope F	2.50/55/11.25	1.50/55/11.25	4.00/55/11.25	34.00








Over 35 Women Slalom Results

Homologation: Ranking List

	Name	Country	Categ.	Round 1	Round 2	Round 3	Overall
1	Ferguson Louise	AUS 	O35 F	2.00/52/16.00	5.00/52/16.00	3.00/52/16.00	35.00




Over 35 Men Slalom Results

Homologation: Ranking List

	Name	Country	Categ.	Round 1	Round 2	Round 3	Overall
1	Cornale Peter	AUS 	O35 M	1.50/55/10.75	1.50/55/11.25	1.50/55/11.25	43.50
2	Sheehy Paul	AUS 	O35 M	5.00/55/12.00	2.50/52	1.50/55/12.00	35.00
3	Williams Brad	AUS 	O35 M	1.50/52	2.00/55/13.00	4.00/55/13.00	28.00
4	Ryan Paul	AUS 	O35 M	3.00/55/16.00	2.50/55/13.00	3.50/52	26.50
5	Zyms Andrzej	AUS 	O35 M	1.50/55/16.00	4.00/55/16.00	2.00/55/16.00	16.00
6	Griffiths Brendan	AUS 	O35 M	3.50/52	4.00/52	2.25/49	4.00
7	Alcorn Steve	AUS 	O35 M	4.00/52	2.00/52	3.25/49	4.00


Over 45 Men Slalom Results

Homologation: Ranking List

	Name	Country	Categ.	Round 1	Round 2	Round 3	Overall
1	Cooper Greg	AUS 	O45 M	0.00/55/16.00	2.00/55/13.00	3.00/55/13.00	33.00
2	Demartini Mark	AUS 	O45 M	1.50/55/13.00	5.50/55/14.25	3.00/49	31.50
3	Campbell Michael	AUS 	O45 M	3.00/55/18.25	4.50/55/18.25	1.50/55/18.25	16.50


Over 65 Women Slalom Results

Homologation: Ranking List

	Name	Country	Categ.	Round 1	Round 2	Round 3	Overall
1	Storey Maggie	AUS 	O65 F	2.50/49/16.00	3.00/49/16.00	2.50/49/14.25	38.50

Over 21 Women Slalom Results

Homologation: Ranking List

	Name	Country	Categ.	Round 1	Round 2	Round 3	Overall
1	Purcell Denni	AUS 	O21 F	1.00/55/14.25	5.00/55/16.00	2.50/55/14.25	26.50

Southern Series Round 6
2/2/2013 - 2/3/2013